

OPEN -- Overall Stage Results

Cup-Bewerb

Printed July 9, 2011 at 20:46



Stage 1 -- Turner

	PTS	TIME	HIT FACTOR	STAGE POINTS	STAGE PERCENT	COMPETITOR # Name
1	43	6.79	6.3328	55.0000	100.00	6 Steurer OP, Margit
2	26	4.17	6.2350	54.1504	98.46	9 Weber OP, Guenter
3	39	6.89	5.6604	49.1597	89.38	8 Mair OP, Martin
4	21	5.65	3.7168	32.2801	58.69	1 Leitner OP, Guenter
5	45	12.54	3.5885	31.1658	56.67	11 Egger, Isabella
6	24	7.23	3.3195	28.8295	52.42	21 Lennert OP, Adam
7	4	8.16	0.4902	4.2573	7.74	22 Hueffer OP, Elmar
8	0	9.81	0.0000	0.0000	0.00	17 Eberhard, Klemens

STANDARD -- Overall Stage Results

Cup-Bewerb

Printed July 9, 2011 at 20:46




Stage 1 -- Turner

	PTS	TIME	HIT FACTOR	STAGE POINTS	STAGE PERCENT	COMPETITOR # Name
1	45	9.44	4.7669	55.0000	100.00	24 Molitor ST, Armin
2	29	8.06	3.5980	41.5131	75.48	7 Hoerzinger ST, Gerhard
3	43	13.61	3.1594	36.4529	66.28	19 Tusch, Mario
4	37	14.75	2.5085	28.9422	52.62	14 Kollnig ST, Werner
5	34	14.07	2.4165	27.8809	50.69	16 Auer ST, Alexander
6	25	14.71	1.6995	19.6087	35.65	15 Feichtner ST, Franz
7	19	12.53	1.5164	17.4954	31.81	10 Waldbauer ST, Wolfgang
8	13	9.04	1.4381	16.5919	30.17	3 Dag OP, Hansjörg
9	29	21.48	1.3501	15.5771	28.32	20 Andres, Michael
10	15	16.04	0.9352	10.7897	19.62	18 Mair, Andreas
11	14	15.79	0.8866	10.2298	18.60	13 Hechenblaikner, Andreas
12	4	10.89	0.3673	4.2379	7.71	25 Stoeckl, Christina
13	3	11.77	0.2549	2.9408	5.35	12 Matt, Christoph
14	1	8.75	0.1143	1.3186	2.40	23 Leitner ST, Franz
15	0	1043.00	0.0000	0.0000	0.00	4 Wiedl ST, Thomas

OPEN -- Overall Stage Results

Cup-Bewerb

Printed July 9, 2011 at 20:46



Stage 2 -- Swinger Window

	PTS	TIME	HIT FACTOR	STAGE POINTS	STAGE PERCENT	COMPETITOR # Name
1	48	6.90	6.9565	60.0000	100.00	1 Leitner OP, Guenter
2	28	5.62	4.9822	42.9715	71.62	9 Weber OP, Guenter
3	44	9.45	4.6561	40.1587	66.93	8 Mair OP, Martin
4	38	8.88	4.2793	36.9088	61.51	21 Lennert OP, Adam
5	40	10.00	4.0000	34.5000	57.50	22 Hueffer OP, Elmar
6	38	11.30	3.3628	29.0044	48.34	11 Egger, Isabella
7	22	7.38	2.9810	25.7114	42.85	6 Steurer OP, Margit
8	8	11.54	0.6932	5.9792	9.97	17 Eberhard, Klemens

STANDARD -- Overall Stage Results

Cup-Bewerb

Printed July 9, 2011 at 20:46




Stage 2 -- Swinger Window

	PTS	TIME	HIT FACTOR	STAGE POINTS	STAGE PERCENT	COMPETITOR # Name
1	54	10.33	5.2275	60.0000	100.00	16 Auer ST, Alexander
2	46	10.51	4.3768	50.2358	83.73	24 Molitor ST, Armin
3	29	6.95	4.1727	47.8929	79.82	7 Hoerzinger ST, Gerhard
4	42	13.84	3.0347	34.8314	58.05	14 Kollnig ST, Werner
5	44	14.85	2.9630	34.0082	56.68	20 Andres, Michael
6	29	10.23	2.8348	32.5372	54.23	4 Wiedl ST, Thomas
7	25	9.50	2.6316	30.2047	50.34	25 Stoeckl, Christina
8	40	17.50	2.2857	26.2349	43.72	13 Hechenblaikner, Andreas
9	24	11.34	2.1164	24.2916	40.49	19 Tusch, Mario
10	29	14.00	2.0714	23.7754	39.63	10 Waldbauer ST, Wolfgang
11	25	12.37	2.0210	23.1968	38.66	23 Leitner ST, Franz
12	38	24.75	1.5354	17.6224	29.37	18 Mair, Andreas
13	0	8.15	0.0000	0.0000	0.00	15 Feichtner ST, Franz
14	0	12.75	0.0000	0.0000	0.00	12 Matt, Christoph
15	0	9.41	0.0000	0.0000	0.00	3 Dag OP, Hansjörg

OPEN -- Overall Stage Results

Cup-Bewerb

Printed July 9, 2011 at 20:46



Stage 3 -- Cold Steel

	PTS	TIME	HIT FACTOR	STAGE POINTS	STAGE PERCENT	COMPETITOR # Name
1	35	4.69	7.4627	35.0000	100.00	9 Weber OP, Guenter
2	35	6.32	5.5380	25.9731	74.21	6 Steurer OP, Margit
3	35	6.61	5.2950	24.8336	70.95	21 Lennert OP, Adam
4	35	8.41	4.1617	19.5184	55.77	8 Mair OP, Martin
5	35	9.63	3.6345	17.0457	48.70	1 Leitner OP, Guenter
6	35	10.91	3.2081	15.0458	42.99	22 Hueffer OP, Elmar
7	25	9.59	2.6069	12.2263	34.93	11 Egger, Isabella
8	35	30.93	1.1316	5.3071	15.16	17 Eberhard, Klemens

STANDARD -- Overall Stage Results

Cup-Bewerb

Printed July 9, 2011 at 20:46




Stage 3 -- Cold Steel

	PTS	TIME	HIT FACTOR	STAGE POINTS	STAGE PERCENT	COMPETITOR # Name
1	35	8.86	3.9503	35.0000	100.00	15 Feichtner ST, Franz
2	35	9.18	3.8126	33.7800	96.51	7 Hoerzinger ST, Gerhard
3	35	9.18	3.8126	33.7800	96.51	16 Auer ST, Alexander
4	35	12.83	2.7280	24.1699	69.06	24 Molitor ST, Armin
5	25	9.72	2.5720	22.7881	65.11	4 Wiedl ST, Thomas
6	35	13.66	2.5622	22.7013	64.86	14 Kollnig ST, Werner
7	35	15.22	2.2996	20.3745	58.21	19 Tusch, Mario
8	35	18.35	1.9074	16.8992	48.28	18 Mair, Andreas
9	35	18.56	1.8858	16.7080	47.74	3 Dag OP, Hansjörg
10	35	20.49	1.7082	15.1342	43.24	10 Waldbauer ST, Wolfgang
11	35	21.41	1.6348	14.4839	41.38	20 Andres, Michael
12	35	23.83	1.4687	13.0130	37.18	23 Leitner ST, Franz
13	35	23.87	1.4663	12.9912	37.12	25 Stoeckl, Christina
14	25	18.75	1.3333	11.8133	33.75	13 Hechenblaikner, Andreas
15	0	26.94	0.0000	0.0000	0.00	12 Matt, Christoph

OPEN -- Overall Stage Results

Cup-Bewerb

Printed July 9, 2011 at 20:46



Stage 4 -- Run fast

	PTS	TIME	HIT FACTOR	STAGE POINTS	STAGE PERCENT	COMPETITOR # Name
1	131	15.35	8.5342	155.0000	100.00	9 Weber OP, Guenter
2	126	18.57	6.7851	123.2331	79.51	6 Steurer OP, Margit
3	102	20.93	4.8734	88.5115	57.10	1 Leitner OP, Guenter
4	115	24.24	4.7442	86.1656	55.59	21 Lennert OP, Adam
5	118	26.68	4.4228	80.3276	51.82	8 Mair OP, Martin
6	124	35.38	3.5048	63.6550	41.07	22 Hueffer OP, Elmar
7	122	35.46	3.4405	62.4870	40.31	11 Egger, Isabella
8	97	39.68	2.4446	44.3986	28.64	17 Eberhard, Klemens

STANDARD -- Overall Stage Results

Cup-Bewerb

Printed July 9, 2011 at 20:46



Stage 4 -- Run fast

	PTS	TIME	HIT FACTOR	STAGE POINTS	STAGE PERCENT	COMPETITOR # Name
1	127	21.15	6.0047	155.0000	100.00	7 Hoerzinger ST, Gerhard
2	141	29.00	4.8621	125.5045	80.97	23 Leitner ST, Franz
3	137	31.15	4.3981	113.5274	73.24	16 Auer ST, Alexander
4	139	32.19	4.3181	111.4634	71.91	24 Molitor ST, Armin
5	131	34.72	3.7730	97.3935	62.83	10 Waldbauer ST, Wolfgang
6	145	39.41	3.6793	94.9730	61.27	13 Hechenblaikner, Andreas
7	120	33.67	3.5640	91.9976	59.35	15 Feichtner ST, Franz
8	100	29.39	3.4025	87.8292	56.66	4 Wiedl ST, Thomas
9	93	28.37	3.2781	84.6178	54.59	3 Dag OP, Hansjörg
10	110	33.56	3.2777	84.6075	54.59	25 Stoeckl, Christina
11	143	46.67	3.0641	79.0927	51.03	14 Kollnig ST, Werner
12	135	45.89	2.9418	75.9371	48.99	19 Tusch, Mario
13	100	34.21	2.9231	75.4545	48.68	20 Andres, Michael
14	124	46.60	2.6609	68.6869	44.31	18 Mair, Andreas
15	102	39.92	2.5551	65.9550	42.55	12 Matt, Christoph

OPEN -- Overall Stage Results

Cup-Bewerb

Printed July 9, 2011 at 20:46



Stage 5 -- The Window

	PTS	TIME	HIT FACTOR	STAGE POINTS	STAGE PERCENT	COMPETITOR # Name
1	52	4.96	10.4839	70.0000	100.00	9 Weber OP, Guenter
2	52	6.43	8.0871	53.9969	77.14	6 Steurer OP, Margit
3	52	8.03	6.4757	43.2379	61.77	21 Lennert OP, Adam
4	44	7.03	6.2589	41.7901	59.70	1 Leitner OP, Guenter
5	58	10.10	5.7426	38.3427	54.78	17 Eberhard, Klemens
6	54	11.93	4.5264	30.2225	43.17	8 Mair OP, Martin
7	44	13.70	3.2117	21.4441	30.63	11 Egger, Isabella
8	35	11.52	3.0382	20.2858	28.98	22 Hueffer OP, Elmar

STANDARD -- Overall Stage Results

Cup-Bewerb

Printed July 9, 2011 at 20:46




Stage 5 -- The Window

	PTS	TIME	HIT FACTOR	STAGE POINTS	STAGE PERCENT	COMPETITOR # Name
1	52	8.24	6.3107	70.0000	100.00	7 Hoerzinger ST, Gerhard
2	56	10.43	5.3691	59.5560	85.08	25 Stoeckl, Christina
3	56	10.82	5.1756	57.4094	82.01	4 Wiedl ST, Thomas
4	58	11.21	5.1740	57.3911	81.99	16 Auer ST, Alexander
5	39	9.55	4.0838	45.2984	64.71	24 Molitor ST, Armin
6	52	14.08	3.6932	40.9659	58.52	19 Tusch, Mario
7	39	11.43	3.4121	37.8478	54.07	12 Matt, Christoph
8	58	17.23	3.3662	37.3392	53.34	18 Mair, Andreas
9	41	12.54	3.2695	36.2667	51.81	10 Waldbauer ST, Wolfgang
10	52	16.01	3.2480	36.0275	51.47	14 Kollnig ST, Werner
11	33	10.21	3.2321	35.8517	51.22	15 Feichtner ST, Franz
12	56	19.94	2.8084	31.1519	44.50	20 Andres, Michael
13	29	14.12	2.0538	22.7817	32.55	13 Hechenblaikner, Andreas
14	16	9.58	1.6701	18.5258	26.47	23 Leitner ST, Franz
15	12	10.23	1.1730	13.0115	18.59	3 Dag OP, Hansjörg

OPEN -- Overall Stage Results

Cup-Bewerb

Printed July 9, 2011 at 20:46



Stage 6 -- No Shoot

	PTS	TIME	HIT FACTOR	STAGE POINTS	STAGE PERCENT	COMPETITOR # Name
1	60	6.06	9.9010	70.0000	100.00	9 Weber OP, Guenter
2	58	8.01	7.2409	51.1935	73.13	21 Lennert OP, Adam
3	50	7.30	6.8493	48.4247	69.18	1 Leitner OP, Guenter
4	31	6.26	4.9521	35.0112	50.02	6 Steurer OP, Margit
5	50	11.07	4.5167	31.9332	45.62	17 Eberhard, Klemens
6	54	15.42	3.5019	24.7588	35.37	22 Hueffer OP, Elmar
7	62	18.13	3.4197	24.1776	34.54	11 Egger, Isabella
8	0	6.83	0.0000	0.0000	0.00	8 Mair OP, Martin

STANDARD -- Overall Stage Results

Cup-Bewerb

Printed July 9, 2011 at 20:46



Stage 6 -- No Shoot

	PTS	TIME	HIT FACTOR	STAGE POINTS	STAGE PERCENT	COMPETITOR # Name
1	60	7.19	8.3449	70.0000	100.00	7 Hoerzinger ST, Gerhard
2	58	10.17	5.7030	47.8391	68.34	23 Leitner ST, Franz
3	60	11.70	5.1282	43.0171	61.45	3 Dag OP, Hansjörg
4	58	12.38	4.6850	39.2991	56.14	4 Wiedl ST, Thomas
5	56	12.64	4.4304	37.1635	53.09	12 Matt, Christoph
6	62	14.67	4.2263	35.4517	50.65	13 Hechenblaikner, Andreas
7	52	13.43	3.8719	32.4790	46.40	25 Stoeckl, Christina
8	66	18.92	3.4884	29.2616	41.80	18 Mair, Andreas
9	58	16.65	3.4835	29.2206	41.74	24 Molitor ST, Armin
10	60	18.84	3.1847	26.7144	38.16	10 Waldbauer ST, Wolfgang
11	39	12.79	3.0493	25.5782	36.54	16 Auer ST, Alexander
12	53	19.99	2.6513	22.2402	31.77	14 Kollnig ST, Werner
13	49	18.81	2.6050	21.8516	31.22	20 Andres, Michael
14	58	26.09	2.2231	18.6479	26.64	19 Tusch, Mario
15	15	9.98	1.5030	12.6077	18.01	15 Feichtner ST, Franz